

**DETAILED PROJECT REPORT
ON
WOOD GASIFIER FOR OIL FIRED BRASS
MELTING FURNACE
(JAGADHRI BRASS & ALUMINIUM CLUSTER)**



Bureau of Energy Efficiency

Prepared By



Reviewed By



**WOOD GASIFIER FOR OIL FIRED BRASS MELTING
(600 KG CAPACITY)**

JAGADHRI BRASS AND ALUMINIUM CLUSTER

BEE, 2010

Detailed Project Report on Wood Gasifier for Oil Fired Brass Melting (600 kg)

Brass & Aluminium SME Cluster, Jagadhri, Haryana (India)

New Delhi: Bureau of Energy Efficiency;

Detail Project Report No.: **JAG/MET/GAS(A)/01**

For more information

Bureau of Energy Efficiency (BEE)
(Ministry of Power, Government of India)
4th Floor, Sewa Bhawan
R. K. Puram, New Delhi – 110066

Telephone +91-11-26179699

Fax+91-11-26178352

Websites: www.bee-india.nic.in

Email: [jsood@beenet.in/](mailto:jsood@beenet.in) pktiware@beenet.in

Acknowledgement

We are sincerely thankful to the Bureau of Energy Efficiency, Ministry of Power, for giving us the opportunity to implement the BEE SME project in “Jagadhari Brass Cluster”. We express our sincere gratitude to all concerned officials for their support and guidance during the conduct of this exercise.

Dr. Ajay Mathur, Director General, BEE

Smt. Abha Shukla, Secretary, BEE

Shri Jitendra Sood, Energy Economist, BEE

Shri Pawan Kumar Tiwari, Advisor (SME), BEE

Shri Rajeev Yadav, Project Economist, BEE

Zenith Energy Services Pvt. Ltd. is also thankful to Shri Ashwani Goel, President (CCIJ), Shri Sumit Bansal, General Secretary (CCIJ), Harsaran Dass Sita Ram (Copper and Copper Alloys Sheet Manufacturers Association), Bharat Garg, President of Federation of All India Association & general secretary of Jagadhri Metal Association, Davinder Gupta, president & Ankush Jain of small Scale Aluminium Utensils Manufacturers for their valuable inputs, co-operation, support and identification of the units for energy use and technology audit studies and facilitating the implementation of BEE SME program in Jagadhari Brass Cluster.

We take this opportunity to express our appreciation for the excellent support provided by Brass Unit Owners, Local Service Providers, and Equipment Suppliers for their active involvement and their valuable inputs in making the program successful and in completion of the Detailed Project Report (DPR).

ZESPL is also thankful to all the SME owners, plant in charges and all workers of the SME units for their support during the energy use and technology audit studies and in implementation of the project objectives.

Zenith Energy Services Pvt. Ltd.

Hyderabad

Contents

| | |
|--|-------------|
| <i>List of Annexure</i> | <i>vii</i> |
| <i>List of Tables</i> | <i>vii</i> |
| <i>List of Figures</i> | <i>viii</i> |
| <i>List of Abbreviation</i> | <i>viii</i> |
| <i>Executive summary</i> | <i>ix</i> |
| <i>About BEE'S SME program</i> | <i>xi</i> |
| 1 INTRODUCTION | 1 |
| 1.1 Brief Introduction about cluster | 1 |
| 1.1.1 Production process | 1 |
| 1.2 Energy performance in existing situation | 5 |
| 1.2.1 Fuel and electricity consumption of a typical unit..... | 5 |
| 1.2.2 Average production by a typical unit in the cluster..... | 5 |
| 1.2.3 Specific Energy Consumption | 5 |
| 1.3 Existing technology/equipment..... | 6 |
| 1.3.1 Description of existing technology | 6 |
| 1.3.2 Its role in the whole process | 6 |
| 1.4 Establishing the baseline for the equipment to be changed | 6 |
| 1.4.1 Design and operating parameters | 6 |
| 1.4.2 Furnace oil & Electricity consumption and Operating Efficiency | 7 |
| 1.5 Barriers for adoption of new technology/equipment..... | 7 |
| 1.5.1 Technological Barriers | 7 |
| 1.5.2 Financial Barrier | 8 |
| 1.5.3 Skilled manpower..... | 8 |
| 1.5.4 Other barrier(s) | 8 |
| 2. DESCRIPTION OF PROPOSED TECHNOLOGY/EQUIPMENT | 9 |
| 2.1 Detailed description of technology/equipment selected..... | 9 |
| 2.1.1 Description of technology | 9 |

| | | |
|-----------|---|-----------|
| 2.1.2 | Technology /Equipment specifications | 10 |
| 2.1.3 | Justification & Suitability of the technology selected..... | 10 |
| 2.1.4 | Superiority over existing technology/equipment | 11 |
| 2.1.5 | Availability of the proposed technology/equipment..... | 11 |
| 2.1.6 | Source of technology/equipment for the project | 11 |
| 2.1.7 | Service/technology providers | 11 |
| 2.1.8 | Terms of sales | 11 |
| 2.1.9 | Process down time during implementation | 12 |
| 2.2 | Life cycle assessment and risks analysis..... | 12 |
| 2.3 | Suitable unit in terms of capacity..... | 12 |
| 3. | ECONOMIC BENEFITS OF NEW ENERGY EFFICIENT TECHNOLOGY | 13 |
| 3.1 | Technical benefits..... | 13 |
| 3.1.1 | Fuel savings per year | 13 |
| 3.1.2 | Electricity savings per year..... | 13 |
| 3.1.3 | Improvement in product quality | 13 |
| 3.1.4 | Increase in production | 13 |
| 3.1.5 | Reduction in raw material consumption | 13 |
| 3.1.6 | Reduction in other losses | 13 |
| 3.2 | Monetary benefits | 13 |
| 3.3 | Social benefits..... | 14 |
| 3.3.1 | Improvement in working environment in the plant | 14 |
| 3.3.2 | Improvement in skill set of workers | 14 |
| 3.4 | Environmental benefits | 14 |
| 3.4.1 | Reduction in effluent generation..... | 14 |
| 3.4.2 | Reduction in GHG emission such as CO ₂ , NO _x , etc | 14 |
| 3.4.3 | Reduction in other emissions like SO _x | 14 |
| 4. | IMPLEMENTATION OF PROPOSED EQUIPMENT..... | 15 |
| 4.1 | Cost of technology/equipment implementation | 15 |

| | | |
|-------|---|----|
| 4.1.1 | Cost of technology/equipments | 15 |
| 4.1.2 | Other costs | 15 |
| 4.2 | Arrangement of funds | 15 |
| 4.2.1 | Entrepreneur's contribution | 15 |
| 4.2.2 | Loan amount | 15 |
| 4.2.3 | Terms & conditions of loan | 15 |
| 4.3 | Financial indicators | 15 |
| 4.3.1 | Cash flow analysis | 15 |
| 4.3.2 | Simple payback period | 16 |
| 4.3.3 | Net Present Value (NPV) | 16 |
| 4.3.4 | Internal rate of return (IRR) | 16 |
| 4.3.5 | Return on investment (ROI) | 16 |
| 4.4 | Sensitivity analysis in realistic, pessimistic and optimistic scenarios | 16 |
| 4.5 | Procurement and implementation schedule | 17 |

List of Annexures

| | |
|--|----|
| Annexure 1: Evaluation of efficiency of furnace | 18 |
| Annexure 2: Process flow diagram | 20 |
| Annexure 3: Detailed technology assessment report- wood gasifier | 21 |
| Annexure 4: Technical drawings of the wood gasifier | 23 |
| Annexure 5: Detailed financial calculations & analysis | 24 |
| Annexure 6: Details of procurement and implementation plan with schedule/timelines | 28 |
| Annexure 7: Details of technology/equipment and service providers with contact nos. | 29 |
| Annexure 8: Quotations or techno-commercial bids for new technology/equipment | 30 |

List of Table

| | |
|---|---|
| Table 1.0: Energy consumption of a typical unit | 5 |
| Table 1.1: Specific energy consumption for a Typical unit | 5 |
| Table 1.2 Equipment wise Specific Energy Consumption | 6 |
| Table 1.4 Unit wise Energy Consumption & Efficiency of three typical units in the cluster | 7 |

List of Figures

| | |
|---|---|
| Figure 1: General Process Flowchart | 3 |
|---|---|

Lists of Abbreviations

- BEE - Bureau of Energy Efficiency
- DPR - Detailed Project Report
- DSCR - Debt Service Coverage Ratio
- GHG - Green House Gases
- HP - Horse Power
- IRR - Internal Rate of Return
- MSME - Ministry of Small and Medium Enterprises
- MoP - Ministry of Power
- MoMSME - Ministry of Micro Small and Medium Enterprises
- NPV - Net Present Value
- ROI - Return On Investment
- SIDBI - Small Industries Development of India

EXECUTIVE SUMMARY

Zenith Energy Services Pvt. Ltd. is executing BEE-SME program in Jagadhri Brass & Aluminium Cluster, supported by Bureau of Energy Efficiency (BEE) with an overall objective of improving the energy efficiency in cluster units.

Jagadhri is renowned for the brass utensils, sheets, coils, strips and also & Stainless steel utensils, there are about 150 to 200 brass and aluminium industries in the cluster. The brass & copper sheets, strips, coils and aluminium utensils produced in Jagadhri cluster are renowned in the country. Majority of the industries have been in operation for the last 15 to 30 years. The main raw materials are brass, copper and aluminium scrap is being procured from local agents.

The major Energy forms used in the cluster are electricity and fuels like Coke, Wood, and Furnace Oil etc. Electricity is used for driving the prime movers of pumps, fans, drives, rolling machine motors, induction and annealing furnaces and for lighting. Coke and Furnace oil is used for brass and aluminium melting in Pit Furnaces. Wood is used as a fuel in Annealing furnaces.

The cost of energy as a percentage of manufacturing cost varies anywhere between 3 to 5%, which includes electrical as well as thermal. Majority of the industries located in Jagadhri uses coke and furnace oil as energy in process for pit melting and a very few units are using electricity for wood Gasifiers for melting. Pit melting process requires large amount of thermal energy, inducing a high share of energy cost. The energy cost is next to the raw materials cost.

This DPR is prepared for reducing fuel consumption as well as production cost by the help of wood fired gasifier in place of oil fired brass meeting. The DPR highlights the details of the study conducted for assessing the potential for possible oil saving and its monetary benefit, availability of the technologies/design, local service providers, technical features and proposed equipment specifications, various barriers in implementation, environmental aspects, estimated GHG reductions, capital cost, financial analysis, and schedule of Project Implementation.

This bankable DPR also found eligible for subsidy scheme of MoMSME for “Technology and Quality Upgradation Support to Micro, Small and Medium Enterprises” under “National Manufacturing and Competitiveness Programme”. The key indicators of the DPR including the

Project cost, debt equity ratio, monetary benefit and other necessary parameters are given in table below:

| S.No | Particular | Unit | Value |
|------|---------------------------------------|------------------------|-------|
| 1 | Project cost | ₹(in Lakh) | 16.38 |
| 2 | Oil consumption in base case scenario | Tonne/year | 62.4 |
| 3 | Wood Consumption in proposed case | Tonne/year | 216 |
| 4 | Monetary benefit | ₹(in Lakh)/ year | 6.28 |
| 5 | Simple payback period | years | 2.61 |
| 6 | NPV | ₹(in Lakh) | 6.27 |
| 7 | IRR | %age | 20.95 |
| 8 | ROI | %age | 24.74 |
| 9 | Average DSCR | Ratio | 1.54 |
| 10 | Estimated CO ₂ reduction | tCO ₂ /year | Nil |
| 11 | Process down time | week | 2 |

The projected profitability and cash flow statements indicate that the project implementation i.e. installation of wood Gasifier for oil fired Brass melting will be financially viable and technically feasible.

ABOUT BEE'S SME PROGRAM

Bureau of Energy Efficiency (BEE) is implementing a BEE-SME Programme to improve the energy performance in 29 selected SMEs clusters. Jagadhri Brass & Aluminium Cluster is one of them. The BEE's SME Programme intends to enhance the energy efficiency awareness by funding/subsidizing need based studies in SME clusters and giving energy conservation recommendations. For addressing the specific problems of these SMEs and enhancing energy efficiency in the clusters, BEE will be focusing on energy efficiency, energy conservation and technology up-gradation through studies and pilot projects in these SMEs clusters.

Major activities in the BEE -SME program are furnished below:

Energy use and technology audit

The energy use technology studies would provide information on technology status, best operating practices, gaps in skills and knowledge on energy conservation opportunities, energy saving potential and new energy efficient technologies, etc for each of the sub sector in SMEs.

Capacity building of stake holders in cluster on energy efficiency

In most of the cases SME entrepreneurs are dependent on the locally available technologies, service providers for various reasons. To address this issue BEE has also undertaken capacity building of local service providers and entrepreneurs/ Managers of SMEs on energy efficiency improvement in their units as well as clusters. The local service providers will be trained in order to be able to provide the local services in setting up of energy efficiency projects in the clusters

Implementation of energy efficiency measures

To implement the technology up-gradation project in the clusters, BEE has proposed to prepare the technology based detailed project reports (DPRs) for a minimum of five technologies in three capacities for each technology.

Facilitation of innovative financing mechanisms for implementation of energy efficiency projects

The objective of this activity is to facilitate the uptake of energy efficiency measures through innovative financing mechanisms without creating market distortion.

1 INTRODUCTION

1.1 Brief Introduction about cluster

Jagadhri is renowned for the brass utensils, sheets, coils, strips and also Aluminium & Stainless steel utensils, there are about 150 to 200 brass and aluminium industries in the cluster. The brass & copper sheets, strips, coils and aluminium utensils produced in Jagadhri cluster are renowned in the country. The main raw materials are brass, copper and aluminium scrap is being procured from local agents.

The cost of energy as a percentage of manufacturing cost varies anywhere between 3 to 5%. Majority of the industries located in Jagadhri uses coke and furnace oil as energy in process for pit melting and a very few units are using electricity for wood gasifiers for melting. Pit melting process requires large amount of thermal energy, inducing a high share of energy cost. The energy cost is next to the raw materials cost.

1.1.1 Production process

The main process operation for Brass melting and products manufacturing adopted in cluster units are as follows:

Brass Melting

Pit Furnace is a common type of furnace used in all cluster units for melting the scrap brass in the crucibles. Furnace Oil is used as fuel. The pit furnace is a circular pit lined with refractories and the crucible is inserted in the furnace and Furnace Oil is fired underneath and side of the pit furnace. The outer side of the furnace is lined with red bricks. After feeding Furnace Oil and inserting crucible in the pit and the firing of the Furnace Oil is started. The normal time for each batch of melting is two and half hours and subsequently the batch time reduces by about 20 minutes to 30 minutes than the initial batch.

Aluminium melting

Pit Furnace is a common type of furnace used in all cluster units for melting the Aluminium scrap in the crucibles. The furnace oil is used as fuel. The pit furnace is a circular pit lined with refractories and the crucible is inserted in the furnace and combustible furnace oil with air blower from bottom side of the pit furnace. The outer side of the furnace is lined with red bricks. The normal time for each batch of melting is one and half hours and subsequently the batch time reduces by about 15 minutes to 20 minutes than the initial batch.

Annealing

Different types of Annealing process are used in the cluster:

- a) Electric annealing
- b) Wood fired annealing
- c) Oil fired annealing

The temperature required for annealing and re-heating the brass billets is 600 to 650 °C and Aluminium billets is 400-450 °C. The brass & aluminium sheets, billets and brass coils are heat treated for about 10 to 12 hours in a day.

Electric annealing

The brass sheets are heat treated for about 5 to 6 hours in a day by electrical energy and the production capacity of the annealing furnace in the cluster units is varying from 1000 kg to 3000 kg per batch. The annealing furnace is bogie type furnace fabricated with steel body and the inside of the furnace is constructed with the refractory bricks and insulation materials.

Wood fired annealing

Wood Fired Annealing Furnace is a common type of annealing furnace found in the cluster and is normally installed in smaller and medium size units. The wood fired furnace is used for heat treatment of the brass and aluminium sheets and circles and also reheating of the billets before hot rolling. The wood is used as fuel and the production capacity of the wood fired furnace in the cluster units is varying from 2000 Kg to 4000 kg per batch. The annealing furnaces are of very old design and are constructed with red bricks and only the hearth of the furnace is constructed with the refractory bricks. The design of the annealing furnace is more or less identical in all cluster units.

Oil fired annealing furnace

The brass coils is heat treated for about 8 to 10 hours in a day. The furnace oil is used as fuel and the production capacity of the oil fired bell furnace in the cluster units is varying from 3000 kg to 4000 kg per batch. The annealing furnaces are bell type furnace fabricated with insulation steel drum and asbestos. The design of the bell annealing furnace is more or less identical in all the coil plant units.

Hot Rolling

The primary function of the Hot rolling is to reheat Brass billets or hot casted billets nearly to their melting point, then roll them thinner and longer sheets through rolling machine driven by

motors having capacity around 60 to 100 HP and annealing up the lengthened brass or aluminium sheets and used for the next process.

Cold Rolling

Cold rolling is carried out to allow desirable metal qualities that cannot be obtained by hot working such as eliminating shrinkage errors for higher dimensional accuracy of the metal. Furthermore, to have smoother surface of the final products, enhance strength and hardness. As such, the metal must be heated from time to time (annealed) during the rolling operation to remove the undesirable effects of cold working and to increase the workability of the metal.

Shearing

In the shearing process, the sheets are cut to required size out of larger sheets such as roll sheets. Shears are used as the intermediate or finished step in preparing for cold rolling or circle cutting processes.

Pressing

Pressing is a metal forming process in which sheet metal is stretched into the desired part shape. A tool pushes downward on the sheet metal, forcing it into a die cavity in the shape of the desired part. The tensile forces applied to the sheet cause it to plastically deform into a utensil-shaped part. Pressing is most effective with ductile metals, such as aluminum, brass, copper, and mild steel. Examples of parts formed with Pressing include milk tanks, cans, cups, kitchen utensil sinks, pots and pans.

The Pressing processes machine either in cam or hydraulic type is used having capacity 25 HP to 63 HP motors.

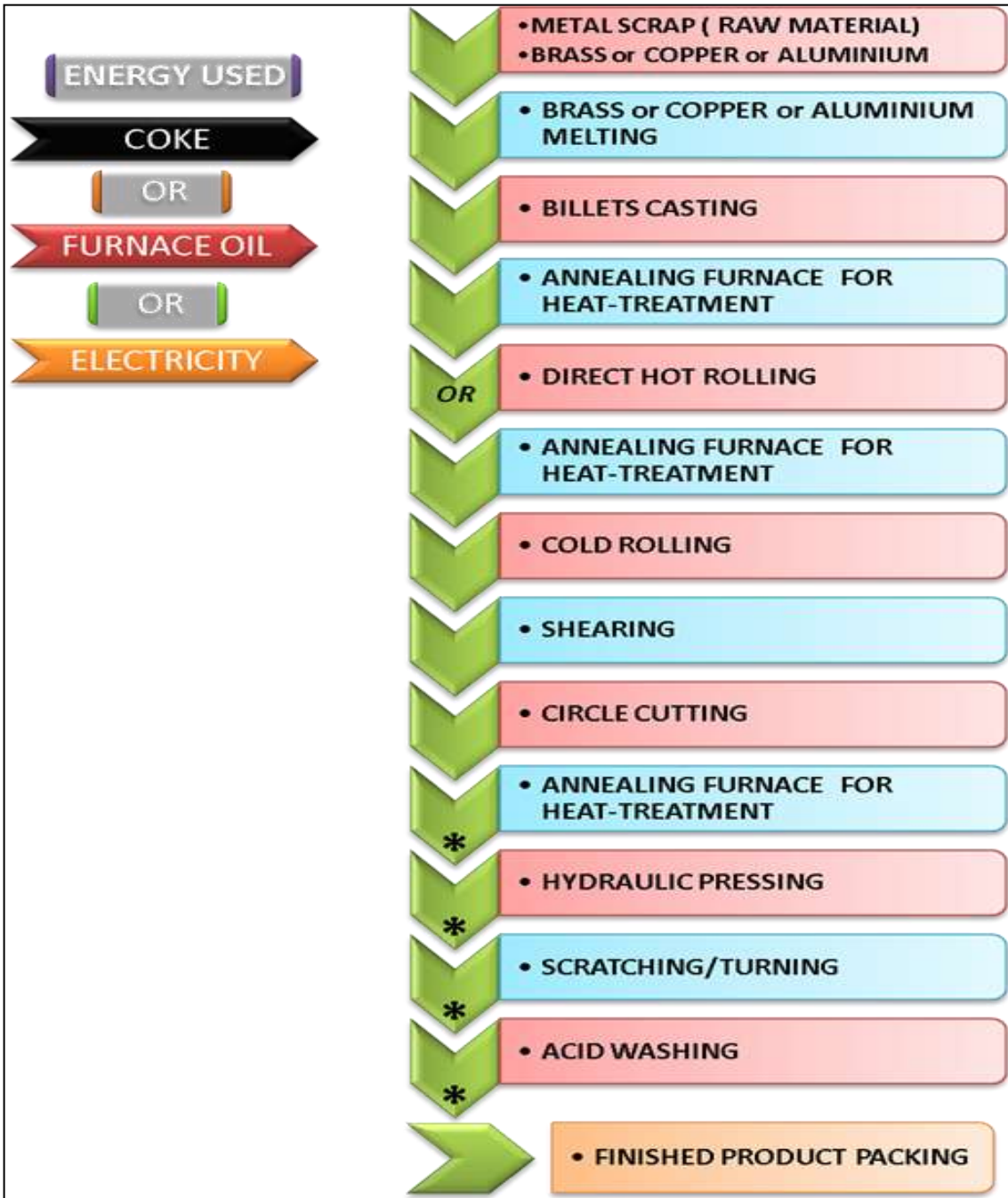


Figure 1.1: General Process Flowchart

**For Product / Utensils Manufacturing*

1.2 Energy performance in existing situation

1.2.1 Fuel and electricity consumption of a typical unit

The main energy forms used in a typical unit in the cluster are electricity, coke and wood. Electricity is used for driving the prime movers of blowers, hot and cold rolling machines, shearing machines and press. Furnace oil is used as fuel in Pit Furnaces for brass melting and wood is used as fuel for annealing furnaces. The energy consumption of a typical unit in the cluster having pit furnace for Brass melting is furnished in Table 1.1 below:

Table 1.1: Energy consumption of a typical unit (Dharam Udyog)

| S.No | Details | Unit | Value |
|------|------------------------------|-----------------|--------|
| 1 | Furnace oil consumption | kilolitre/annum | 67.20 |
| 2 | Grid Electricity consumption | MWh/annum | 79.20 |
| 3 | Wood Consumption | tonne/annum | 150.00 |

1.2.2 Average production by a typical unit in the cluster

The average production in a year in a typical unit is 576 tonne.

1.2.3 Specific Energy Consumption

The main energy forms used in the Brass processing units are electricity, furnace oil and wood. The Specific energy consumption for electrical and thermal energy per tonne of Production for a typical unit is furnished in Table 1.2 below:

Table 1.2: Specific energy consumption for a typical unit (Ahuja Metal Industries)

| S. No. | Type of Fuel | Units | Specific Energy Consumption |
|--------|------------------------------|--------------------------------|-----------------------------|
| 1 | Furnace oil Consumption | kilolitre/ tonne of production | 0.116 |
| 2 | Grid Electricity consumption | MWh/ tonne of production | 0.137 |
| 3 | Wood consumption | tonne/ tonne of production | 0.260 |

Equipment wise Specific Energy Consumption

The specific energy consumption of the equipments used in the Jagadhri Aluminium & Brass Industries is given in Table 1.3 below wherever possible.

Table 1.3 Equipment wise Specific Energy Consumption

| S.No. | Equipments | Minimum SEC | Maximum SEC | Average SEC (for whole cluster) |
|--------------|-------------------|------------------------|------------------------|--|
| 1 | Pit Furnace | 0.108 | 0.15 | 0.13 |
| 2 | Annealing Furnace | 0.26 | 0.33 | 0.28 |

1.3 Existing technology/equipment

1.3.1 Description of existing technology

Pit Furnace is a common type of furnace used in all cluster units for melting the scrap brass in the crucibles. Furnace oil is used as fuel and the production capacity of the pit furnace in the cluster units is about 600 kg per batch. Normally about 4 to 5 batches are produced in a day. The furnace is operated on single shift basis which is normally 12 hours.

The pit furnace is a rectangular pit lined with refractories and the crucible is inserted in the. The outer side of the furnace is lined with red bricks. After feeding furnace oil and inserting crucible in the pit and the firing of the furnace oil is started. The normal time for each batch of melting is two and half hours and subsequently the batch time reduces by about 20 minutes to 30 minutes than the initial batch. A small blower of local make of 1 HP is used for supplying combustion air and then casting of billets of required sizes.

1.3.2 Its role in the whole process

The pit furnace is used for melting the Brass scrap. The number of melting batches varies as per the production capacity of the industry.

1.4 Establishing the baseline for the equipment to be changed

1.4.1 Design and operating parameters

The main energy forms used for pit furnace are furnace oil. Electricity is also used in small quantities for operation of blower for supplying combustion air. The pit furnace is constructed by the in house workers and doesn't have name plate details. Furnace oil consumption depends on the following parameters such as quantity of brass to be melted, temperature required, heat value of furnace oil and design of the pit furnace. The operating parameters of the pit furnace collected for a typical unit during the field visit is furnished in Table 1.4 below:

Table 1.4 Baseline

| S. No. | Particular | Units | Value |
|--------|------------------------------|-----------|-------|
| 1 | Capacity of the pit furnace | kg/ batch | 600 |
| 2 | Quantity of Brass melted | kg/ batch | 600 |
| 3 | Average Oil consumption | kg/batch | 65 |
| 4 | Melting temperature measured | °C | 970 |

1.4.2 Furnace oil & Electricity consumption and Operating Efficiency

The operating efficiency of the pit furnace in various units had been evaluated during energy use and technology audits using furnace oil as fuel for brass melting. The efficiencies of the pit furnaces are found to be in the range of 8 to 10% in various units of the cluster. The details of furnace oil consumption, electricity consumption, efficiencies and energy cost involved for Brass melting per kg for pit furnaces for 3 typical units is furnished below in Table 1.4 below:

Table 1.5 Energy Consumption & Efficiency of three typical units in the cluster

| S. No | Name of the unit | Furnace oil Consumption (kilolitre/annum) | Electricity Consumption (MWh/annum) | Efficiency of pit furnace (% age) |
|-------|---------------------|---|-------------------------------------|-----------------------------------|
| 1 | Desh Metal works | 67.2 | 79.20 | 8.40 |
| 2 | Usha Enterprises | 54 | 159.60 | 9.08 |
| 3 | Shyam Sunder Strips | 90 | 98.66 | 9.80 |

1.5 Barriers for adoption of new technology/equipment

1.5.1 Technological Barriers

The major technical barriers that prevented the implementation of the wood Gasifier in the cluster are:

- The penetration of wood Gasifier in the cluster units is low, this may be due to lack of awareness of the technology among SME owners and though some of the unit owners are interested, no demonstration projects or no single unit were installed or implemented wood Gasifier, this was also one of major reason for not taking up the project in the cluster.

- Secondly, due to lack of knowledge of the technical benefits of the wood Gasifier among the SME owners in the cluster
- Thirdly, majority of the owners of the cluster are more focused on the successful implementation of the proposed technology in the cluster before going to implement it as so far, no unit had been implemented wood Gasifier.

1.5.2 Financial Barrier

- Though, many SME owners are interested to install wood Gasifier for brass melting, but due to high initial investment required, SME owners do not want to invest such amount in implement of proposed technology.
- Further, lack of awareness of the losses and monetary benefit of the wood Gasifier was also one of the major barrier that prevented implementation of the wood Gasifier in cluster units
- Energy Efficiency Financing Schemes such as SIDBI's, if taken up in the cluster, many SME owners will come forward to up taken up the technology due to financial attractiveness of the technology.

1.5.3 Skilled manpower

Lack of skilled manpower was also one of the major barriers in the cluster.

1.5.4 Other barrier(s)

Majority of the SME owners doesn't have knowledge of the financial incentives offered by government agencies for the wood Gasifier and vigorous circulation of the financial incentives of the wood Gasifier and motivation from the local renewable energy nodal agencies among the unit's owners may affect the owners in taking up the technology for implementation.

2. DESCRIPTION OF PROPOSED TECHNOLOGY/EQUIPMENT

2.1 Detailed description of technology/equipment selected

2.1.1 Description of technology

Biomass Gasification

Gasification is the process of converting solid fuels to gaseous fuel. It is not simply pyrolysis process; pyrolysis is only one of the steps in the conversion process. It is combusted with air (partial supply of air) and reduction of the product of combustion (water vapour and carbon dioxide) into combustible gases (carbon monoxide, hydrogen, methane, some higher hydrocarbons) and inert gas (carbon dioxide and nitrogen). This process produces gas with some fine dust and condensable compounds such as tar.

The producer gas generated is used for thermal application and heat generated by combustion of biogas is used for melting the brass. Like other gaseous fuels, producer gas can also controlled critically. This also paves way for more efficient and cleaner operation. The producer gas can be conveniently used for thermal energy requirement.

Thermal Energy

Thermal energy of the order of 5 MJ is released, by flaring 1 m³ of producer gas in the burner. Flame temperature can be obtained as high as 1250 °C by optimal pre-mixing of air with gas. For applications where requires thermal energy, Gasifier can be a good option as a gas generator, and retrofitted with existing devices. The biomass gasifier system is best suited for hot air dryers, kilns, furnaces and boilers.

In non-ferrous metallurgical and foundry industries where high temperatures (~650 - 1000 °C) are required for melting metals and alloys and normally melting is done by expensive fuel oils or electrical heaters, Gasifier are well suited for such applications.

Wood Gasifier

This system is meant for biomass having density in excess of 250 kg/m³. Theoretically, the ratio of air-to-fuel required for the complete combustion of the wood, defined as stoichiometric ratio is 6:1 to 6.5:1, with the end products being CO₂ and H₂O whereas, in gasification the combustion is carried at sub-stoichiometric conditions with air-to-fuel ratio being 1.5:1 to 1.8:1. The product gas thus generated during the gasification process is combustible. This process is made possible in a device called Gasifier with limited supply of air. A Gasifier system basically comprises of a reactor where the gas is generated, cooled, cleaned and

burned. The clean combustible gas generated can be used for power generation in diesel-generators or for thermal use by directly supplying to the combustor through an ejector.

2.1.2 Technology /Equipment specifications

The technical specifications of the proposed wood gasifier of 600 kg capacity for Brass melting are furnished in Table 2.1 below:

Table 2.1 Technical specification of wood Gasifier

| S.No | Parameter | Details |
|------|--------------------------|--|
| 1 | Model | RG-300 |
| 2 | Mode | Burning Application |
| 3 | Rated output | 200 kW (Can replace up to 50 L/Hr of FO) |
| 4 | Design | Down Draft with Throat |
| 5 | Fuel | Wood Chips |
| 6 | Feed size | 2" - 3" (any dimensions) |
| 7 | Fuel Consumption | 175 Kg/Hour (Corresponds to Max. rated output) |
| 8 | Moisture content of fuel | 15% |
| 9 | Fuel Feeding Cycle | Hourly once |
| 10 | Fuel charging | Manually |
| 11 | Hopper Holding Capacity | 800 kg (Approx.) |
| 12 | Auxiliary Power | 6 HP |

The Wood Gasifier for Brass Melting is a civil construction activity and is suitable for brass melting for the batch quantity of the 600 kg. The detailed technical drawings are furnished in Annexure 4.

2.1.3 Justification & Suitability of the technology selected

The Brass melting in the present conventional pit furnaces is costly due to low efficiency, high furnace oil cost. The melting in wood Gasifiers is low comparatively with oil fired pit furnaces due to high efficiency of wood Gasifier, less manpower cost, more yields of Brass and low energy cost. Further, the parameters can be critically controlled in the wood gasifiers. Overall, the energy cost per tonne of Brass melting is low than the oil fired pit furnaces. The following are the reasons for selection of this technology:

- The melting furnace gives higher yield.
- The natural stirring helps in the uniform melting.
- Melting is cleaner.
- It is energy efficient.

2.1.4 Superiority over existing technology/equipment

The following are the benefits of the wood Gasifiers:

- Low cost of energy cost
- Low operating costs
- Reduces GHG emissions
- Improved combustion
- The fuel feeding can be critically controlled
- Reliable, continuous delivery of cost effective energy and reduces dependence on fossil fuels

2.1.5 Availability of the proposed technology/equipment

The wood gasifier suppliers are available locally in Jagadhri and also in Delhi. The details of the local service providers for construction of wood gasifier are given in Annexure 7.

2.1.6 Source of technology/equipment for the project

The technology is indigenous and is locally available.

2.1.7 Service/technology providers

The service providers are available locally.

2.1.8 Terms of sales

Terms of payment

40% advance and Balance payment together with taxes and duties and other expenses before Despatch

Performance guarantee

The warranty is for 12 months from the date of commissioning or 15 months from the date of dispatch, whichever is earlier.

After Sales Service

During the warranty period as said above, the seller shall depute their Service Engineer(s) free of cost to the works of the buyer, as and when necessary. However, the buyer shall bear the expenses on boarding and lodging of the Service Engineer(s) during stay at buyer's place, the local conveyance and to and fro travel expenses. Thereafter, our regular service charge will be charged besides to and fro air/rail fare boarding and lodging, conveyance and any other incidental expenses.

2.1.9 Process down time during implementation

The process down time is considered for installation of wood gasifier is two week.

2.2 Life cycle assessment and risks analysis

The life of the wood gasifier is considered at 15 years.

2.3 Suitable unit in terms of capacity

The Wood Gasifier for Brass Melting can be installed in all the brass melting units of various capacities having pit furnaces.

.

3. ECONOMIC BENEFITS OF NEW ENERGY EFFICIENT TECHNOLOGY

3.1 Technical benefits

3.1.1 Fuel savings per year

The furnace oil consumption in base case is 62.4 Tonnes per annum and total wood consumption in the proposed system will be about 216 tonne. Hence 62.4 tonne of furnace oil will be replaced by 216 tonne of wood annually.

3.1.2 Electricity savings per year

No electrical savings is envisaged by wood gasifier, as the wood gasifier replaces fossil fuels; the electricity consumption increases due to increased electrical loads for the operation of fans and wood cutting.

3.1.3 Improvement in product quality

The project activity is installation of new wood gasifier, due to better control of the melting or thermal parameters, the product quality may improve to certain extent.

3.1.4 Increase in production

The melting of brass in wood gasifiers is faster than melting in pit furnaces and hence, more production will achieve for the same time period.

3.1.5 Reduction in raw material consumption

The main raw material for brass manufacturing is brass scrap. The melting of scrap in wood gasifier's will result in more yield than pit furnaces.

3.1.6 Reduction in other losses

There is no significant reduction in other losses.

3.2 Monetary benefits

The project activity is installation of new wood gasifier for reducing production cost. Based on the detailed studies undertaken, it is estimated that the production cost per batch of brass melting is ` 1625 by furnace oil fired based pit furnace where as the production cost by wood gasifier is estimated as ` 654 per batch. The installation of new wood gasifier reduces production cost and monetary savings due to low cost of fuel and better thermal efficiency is ` 6.28 lakh per annum.

3.3 Social benefits

3.3.1 Improvement in working environment in the plant

Operation of wood Gasifier & gas combusted for melting of metal is based on a renewable and clean energy and also heat dissipation reduces at work place therefore, working environment will improve considerably.

3.3.2 Improvement in skill set of workers

The technology selected for the implementation is new. Implementation and operation & maintenance of technology will create awareness among workers and hence it improves skills of the workers.

3.4 Environmental benefits

3.4.1 Reduction in effluent generation

There is no significant impact in effluent generation due to implementation of the project activity.

3.4.2 Reduction in GHG emission such as CO₂, NO_x, etc

No GHG emission reduction will occur due to Implementation of wood gasifier, as the project will increase the GHG emissions than the base line.

3.4.3 Reduction in other emissions like SO_x

As the project activity reduces furnace oil consumption, the SO_x emissions also reduce to some extent.

4. IMPLEMENTATION OF PROPOSED EQUIPMENT

4.1 Cost of technology/equipment implementation

4.1.1 Cost of technology/equipments

The total cost for installation of wood gasifier for brass melting for a 600 kg per batch capacity is estimated at ` 14.38 lakh, which includes the cost of Wood Gasifier, gas burner, gas distribution lines and wood dryer.

4.1.2 Other costs

The civil works, erection, commissioning charges and trial operation for the Wood gasifier is estimated at ` 2.00 lakh. The details of the item wise cost are furnished in Table 4.1 below:

Table 4.1 Total Project cost

| S.No | Particular | Unit | Value |
|------|---|-----------|-------|
| 1 | Wood Gasifier - Oil fired Brass Melting | ` in lakh | 14.38 |
| 2 | Civil Works, Erection and Commissioning | ` in lakh | 2.00 |
| 3 | Investment without IDC | ` in lakh | 16.38 |
| 4 | Interest During Implementation | ` in lakh | 0.00 |
| 5 | Total Investment | ` in lakh | 16.38 |

4.2 Arrangement of funds

4.2.1 Entrepreneur's contribution

The entrepreneur's contribution is 25% of total project cost, which works out at ` 4.10 lakh.

4.2.2 Loan amount

The term loan is 75% of the total project cost, which works out at ` 12.29 lakh.

4.2.3 Terms & conditions of loan

The interest rate is considered at 10.00% which is prevailing interest rate of SIDBI for energy efficiency projects. The loan tenure is 5 years and the moratorium period is 6 months.

4.3 Financial indicators

4.3.1 Cash flow analysis

Considering the above discussed assumptions, the net cash accruals starting with ` 3.30 lakh in the first year operation and increases to ` 16.16 lakh at the end of eighth year.

4.3.2 Simple payback period

The total project cost of the proposed technology is ` 16.38 lakh and monetary savings due to reduction in energy/production cost is ` 6.28 lakh and payback period works out to be 2.61 years.

4.3.3 Net Present Value (NPV)

The Net present value of the investment at 10.0% interest rate works out to be ` 6.27 lakh.

4.3.4 Internal rate of return (IRR)

The after tax Internal Rate of Return of the project works out to be 20.95%. Thus the project is financially viable. The average DSCR works out at 1.54.

4.3.5 Return on investment (ROI)

The average return on investment of the project activity works out at 24.74%.

4.4 Sensitivity analysis in realistic, pessimistic and optimistic scenarios

A sensitivity analysis has been worked out to ascertain how the project financials would behave in different situations like there is an increase in monetary savings and decrease. For the purpose of sensitive analysis, two scenarios are considered are.

- Increase in monetary savings by 5%
- Decrease in monetary savings by 5%

In each scenario, other inputs are assumed as constant. The financial indicators in each of the above situation are indicated along with standard indicators.

Table 4.2 Sensitivity analysis at different scenario

| Particulars | IRR % | NPV ` in lakh | ROI % | DSCR |
|---------------------------------|--------|---------------|-------|------|
| Normal | 20.95% | 6.27 | 24.74 | 1.54 |
| 5% increase in monetary savings | 22.93% | 7.47 | 25.07 | 1.62 |
| 5% decrease in monetary savings | 18.94% | 5.06 | 24.38 | 1.46 |

As can be seen from above, the project is highly sensitive to fuel savings, the debt service coverage ratio works out to be 1.46 times in worst scenario, which indicates the strength of the project.

4.5 Procurement and implementation schedule

The project is expected to be completed in 12 weeks from the date of financial closure and release of work order to the supplier. The detailed schedule of project implementation is furnished in Annexure 6.

ANNEXURES

Annexure 1: Evaluation of efficiency of furnace

1) Desh Metal Works

| S.No | Parameter | Units | Details |
|------|---|------------|-------------|
| 1 | Fuel used | --- | Furnace oil |
| 2 | Quantity of Brass melted in the pit furnace in the crucible | kg/day | 2400 |
| 3 | Specific heat of brass | kCal/kg °C | 0.092 |
| 4 | Initial temperature of Brass | °C | 30 |
| 5 | Final temperature of Brass (molten metal) | °C | 1021 |
| 6 | Heat output | kCal/day | 21,88,128 |
| 7 | Quantity of furnace oil consumption | lts/day | 260.4 |
| 8 | Calorific value of Furnace oil | kCal/liter | 10,000 |
| 9 | Heat input | kCal/day | 26,04,000 |
| 10 | Efficiency | % age | 8.4 |

2) Usha Enterprises

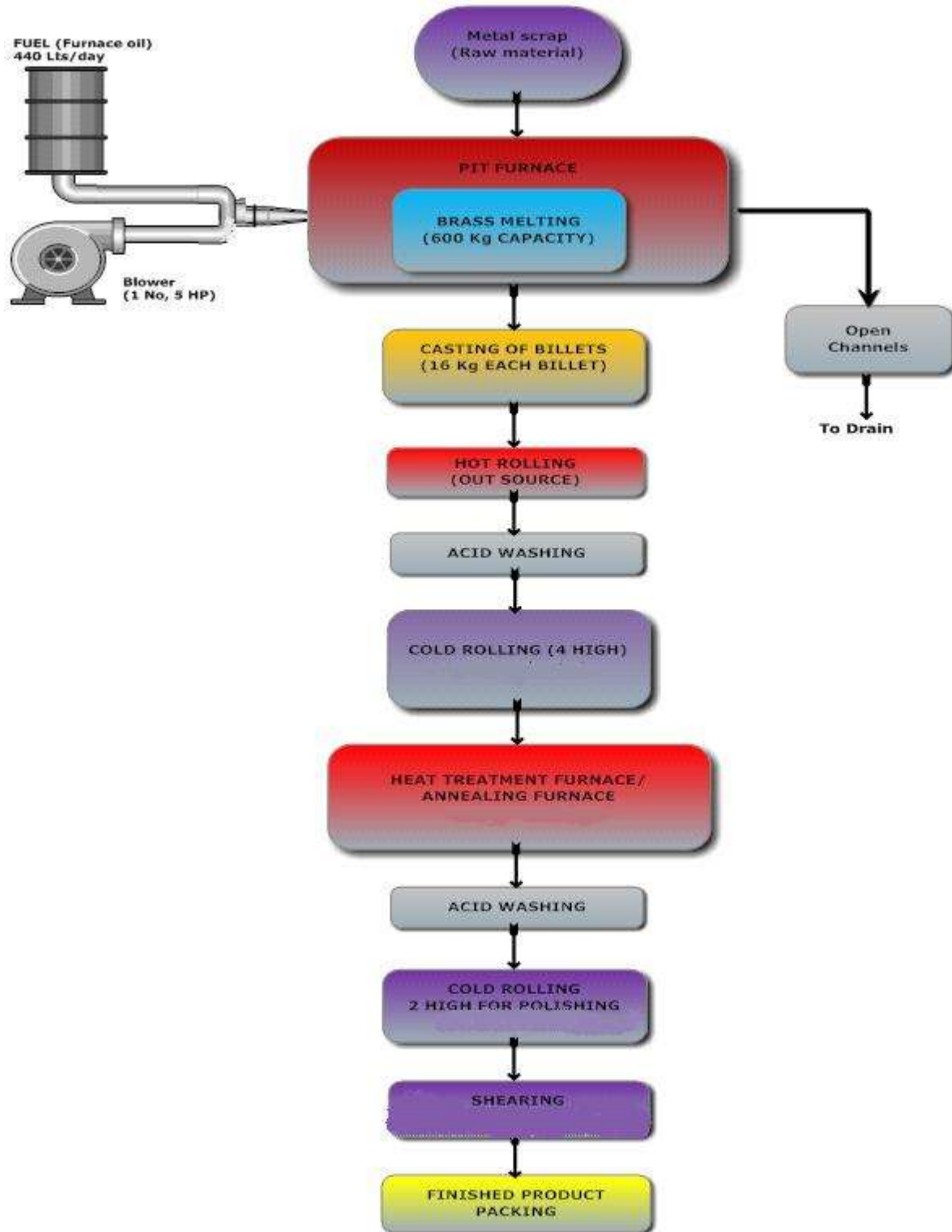
| S.No | Parameter | Units | Details |
|------|---|------------|-------------|
| 1 | Fuel used | --- | Furnace oil |
| 2 | Quantity of Brass melted in the pit furnace in the crucible | kg/day | 3000 |
| 3 | specific heat of Brass | kCal/kg °C | 0.092 |
| 4 | Initial temperature of Brass | °C | 30 |
| 5 | Final temperature of Brass (molten metal) | °C | 1017 |
| 6 | Heat output | kCal/day | 2,72,412 |
| 7 | Quantity of Furnace oil consumption | lts/day | 300 |
| 8 | Calorific value of Furnace oil | kCal/liter | 10,000 |
| 9 | Heat input | kCal/day | 30,00,000 |
| 10 | Efficiency | % age | 9.08 |

3) Aggarwal Dhatu Udyog

| S.No | Parameter | Units | Details |
|------|---|------------|-------------|
| 1 | Fuel used | --- | Furnace oil |
| 2 | Quantity of Brass melted in the pit furnace in the crucible | kg/day | 3000 |
| 3 | specific heat of brass | kCal/kg °C | 0.092 |
| 4 | Initial temperature of Brass | °C | 30 |
| 5 | Final temperature of Brass (molten metal) | °C | 1021 |
| 6 | Heat output | kCal/day | 2,73,516 |
| 7 | Quantity of Furnace oil consumption | lts/day | 279 |
| 8 | Calorific value of Furnace oil | kCal/liter | 10,000 |
| 9 | Heat input | kCal/day | 27,90,000 |
| 10 | Efficiency | % age | 9.80 |

| Heat Required | Unit | Value |
|---|-------------|--------|
| Present quantity of brass melting per batch | kg/batch | 600 |
| Specific heat of brass | kCal /kg °C | 0.092 |
| Initial temperature of Brass | °C | 30 |
| Final temperature of Brass (molten metal) | °C | 970 |
| Latent Heat of fusion of Brass | kCal/kg | 35 |
| Heat Output | kCal/Batch | 72888 |
| Efficiency of Brass Melting Furnace | % age | 10.81 |
| Heat Input | kCal/Batch | 674265 |
| Calorific Value of Furnace Oil | kCal/kg | 10500 |
| Amount of Furnace oil Consumed | kg/batch | 65 |

Annexure 2: Process flow diagram



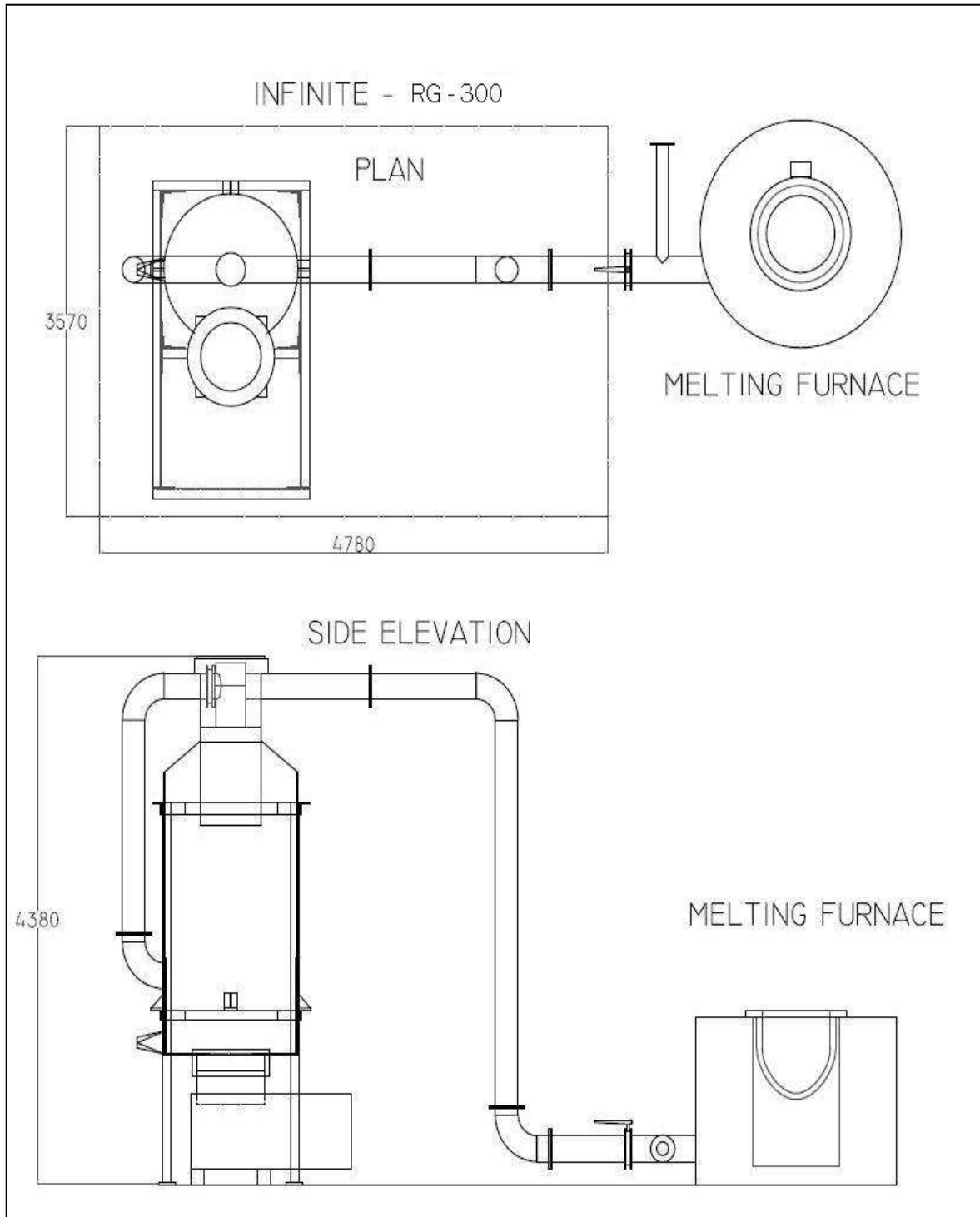
Annexure 3: Detailed technology assessment report- wood gasifier

The cost benefit analysis of installing gasifier system for aluminum melting is furnished below:

| S.No | Parameter | Unit | Value |
|------------------------------|---|----------------|-------|
| 1 | Present quantity of brass melting per batch | kg/batch | 600 |
| 2 | Furnace oil consumption per batch | Kg/batch | 65 |
| 3 | Cost of furnace oil | ₹/kg | 25 |
| 4 | Fuel cost per batch | ₹/batch | 1625 |
| Wood Gasifier | | | |
| 1 | Present quantity of brass melting per batch | kg/batch | 600 |
| 2 | Wood consumption in gasifier | kg/batch | 225 |
| 3 | Cost of wood | ₹/kg | 3 |
| 4 | Wood cost per batch | ₹/batch | 675 |
| 5 | Electricity cost | ₹/batch | 41 |
| 6 | Man power cost | ₹/batch | 80 |
| 7 | Furnace oil consumption | kg/batch | 7 |
| 8 | Furnace oil cost | ₹/batch | 175 |
| 7 | Total energy cost per batch | ₹/batch | 971 |
| Cost Benefit analysis | | | |
| 1 | Monetary savings due to wood gasifier per batch | ₹/batch | 654 |
| 2 | Monetary savings due to wood gasifier per ton | ₹/tonne | 1090 |
| 3 | No. of batches per day | batch/day | 4 |
| 4 | No. of days of operation per annum | days/annum | 240 |
| 5 | Monetary savings per annum | ₹ in lakh/year | 6.28 |
| 6 | Pay Back | Years | 2.61 |
| | | Months | 31 |

| Proposed Heat | Unit | Value |
|--------------------------------------|------------|--------|
| Heat Input | kCal/batch | 677250 |
| Calorific Value of Wood for Gasifier | kCal/kg | 3500 |
| Conversion Factor | | 0.86 |
| Amount of wood required | Kg | 225 |

Annexure 4: Technical drawings of the wood gasifier



Annexure 5: Detailed financial calculations & analysis**Assumptions**

| Name of the Technology | | Wood Gasifier - Oil fired Brass Melting | | |
|---|--------------------|--|----------------------|--|
| Rated Capacity | | 600 kg | | |
| Details | Unit | Value | Basis | |
| Installed Capacity | kg | 600 | | |
| No of working days | Days | 240 | | |
| No of operating hours | Hours | 12 | | |
| Proposed Investment | | | | |
| Wood Gasifier - Oil fired Brass Melting | ` (in lakh) | 14.38 | | |
| Civil works, Erection and Commissioning | ` (in lakh) | 2.00 | | |
| Investment without IDC | ` (in lakh) | 16.38 | | |
| Interest During Implementation | ` (in lakh) | 0.00 | | |
| Total Investment | ` (in lakh) | 16.38 | | |
| Financing pattern | | | | |
| Own Funds (Equity) | ` (in lakh) | 4.10 | Feasibility Study | |
| Loan Funds (Term Loan) | ` (in lakh) | 12.29 | Feasibility Study | |
| Loan Tenure | years | 5.00 | Assumed | |
| Moratorium Period | Months | 6.00 | Assumed | |
| Repayment Period | Months | 66.00 | Assumed | |
| Interest Rate | %age | 10.00% | SIDBI Lending rate | |
| Estimation of Costs | | | | |
| O & M Costs | % on Plant & Equip | 4.00 | Feasibility Study | |
| Annual Escalation | %age | 5.00 | Feasibility Study | |
| Estimation of Revenue | | | | |
| Monetary savings per ton of Brass melting | ` / tons | 1090 | | |
| Annual production | tonne | 576 | | |
| St. line Depn. | %age | 5.28 | Indian Companies Act | |
| IT Depreciation | %age | 80.00 | Income Tax Rules | |
| Income Tax | %age | 33.99 | Income Tax | |

Estimation of Interest On Term Loan

(` in lakhs)

| Years | Opening Balance | Repayment | Closing Balance | Interest |
|--------------|------------------------|------------------|------------------------|-----------------|
| 1 | 12.29 | 0.90 | 11.39 | 1.42 |
| 2 | 11.39 | 1.80 | 9.59 | 1.06 |
| 3 | 9.59 | 2.15 | 7.44 | 0.87 |
| 4 | 7.44 | 2.60 | 4.84 | 0.64 |
| 5 | 4.84 | 3.00 | 1.84 | 0.35 |
| 6 | 1.84 | 1.84 | 0.00 | 0.06 |
| | | 12.29 | | |

WDV Depreciation

(` in lakhs)

| Particulars / years | 1 | 2 |
|----------------------------|----------|----------|
| Plant and Machinery | | |
| Cost | 16.38 | 3.28 |
| Depreciation | 13.10 | 2.62 |
| WDV | 3.28 | 0.66 |

Projected Profitability

(` in lakhs)

| Particulars / Years | 1 | 2 | 3 | 4 | 5 | 6 | 7 | 8 |
|--------------------------------|------|------|------|------|------|------|------|------|
| Revenue through Savings | | | | | | | | |
| Fuel savings | 6.28 | 6.28 | 6.28 | 6.28 | 6.28 | 6.28 | 6.28 | 6.28 |
| Total Revenue (A) | 6.28 | 6.28 | 6.28 | 6.28 | 6.28 | 6.28 | 6.28 | 6.28 |
| Expenses | | | | | | | | |
| O & M Expenses | 0.66 | 0.69 | 0.72 | 0.76 | 0.80 | 0.84 | 0.88 | 0.92 |
| Total Expenses (B) | 0.66 | 0.69 | 0.72 | 0.76 | 0.80 | 0.84 | 0.88 | 0.92 |
| PBDIT (A)-(B) | 5.62 | 5.59 | 5.56 | 5.52 | 5.48 | 5.44 | 5.40 | 5.36 |
| Interest | 1.42 | 1.06 | 0.87 | 0.63 | 0.35 | 0.06 | - | - |
| PBDT | 4.20 | 4.53 | 4.69 | 4.89 | 5.13 | 5.38 | 5.40 | 5.36 |
| Depreciation | 0.86 | 0.86 | 0.86 | 0.86 | 0.86 | 0.86 | 0.86 | 0.86 |
| PBT | 3.34 | 3.67 | 3.82 | 4.02 | 4.27 | 4.52 | 4.54 | 4.49 |
| Income tax | - | 0.65 | 1.59 | 1.66 | 1.75 | 1.83 | 1.84 | 1.82 |
| Profit after tax (PAT) | 3.34 | 3.02 | 2.23 | 2.36 | 2.52 | 2.69 | 2.70 | 2.67 |

Computation of Tax

(` in lakhs)

| Particulars / Years | 1 | 2 | 3 | 4 | 5 | 6 | 7 | 8 |
|------------------------|--------|------|------|------|------|------|------|------|
| Profit before tax | 3.34 | 3.67 | 3.82 | 4.02 | 4.27 | 4.52 | 4.54 | 4.49 |
| Add: Book depreciation | 0.86 | 0.86 | 0.86 | 0.86 | 0.86 | 0.86 | 0.86 | 0.86 |
| Less: WDV depreciation | 13.10 | 2.62 | - | - | - | - | - | - |
| Taxable profit | (8.90) | 1.91 | 4.69 | 4.89 | 5.13 | 5.38 | 5.40 | 5.36 |
| Income Tax | - | 0.65 | 1.59 | 1.66 | 1.75 | 1.83 | 1.84 | 1.82 |

Projected Balance Sheet

| Particulars / Years | 1 | 2 | 3 | 4 | 5 | 6 | 7 | 8 |
|------------------------------|-------|-------|-------|-------|-------|-------|-------|-------|
| Liabilities | | | | | | | | |
| Share Capital (D) | 4.10 | 4.10 | 4.10 | 4.10 | 4.10 | 4.10 | 4.10 | 4.10 |
| Reserves & Surplus (E) | 3.34 | 6.36 | 8.59 | 10.95 | 13.47 | 16.16 | 18.86 | 21.53 |
| Term Loans (F) | 11.39 | 9.59 | 7.44 | 4.84 | 1.84 | 0.00 | 0.00 | 0.00 |
| Total Liabilities D)+(E)+(F) | 18.82 | 20.04 | 20.12 | 19.88 | 19.40 | 20.25 | 22.95 | 25.62 |
| Assets | | | | | | | | |
| Gross Fixed Assets | 16.38 | 16.38 | 16.38 | 16.38 | 16.38 | 16.38 | 16.38 | 16.38 |
| Less: Accm. Depreciation | 0.86 | 1.73 | 2.59 | 3.46 | 4.32 | 5.19 | 6.05 | 6.92 |
| Net Fixed Assets | 15.52 | 14.65 | 13.79 | 12.92 | 12.06 | 11.19 | 10.33 | 9.46 |
| Cash & Bank Balance | 3.30 | 5.39 | 6.33 | 6.96 | 7.35 | 9.06 | 12.63 | 16.16 |
| TOTAL ASSETS | 18.82 | 20.04 | 20.12 | 19.88 | 19.40 | 20.25 | 22.95 | 25.62 |
| Net Worth | 7.43 | 10.45 | 12.68 | 15.05 | 17.57 | 20.26 | 22.96 | 25.63 |
| Debt equity ratio | 2.78 | 2.34 | 1.82 | 1.18 | 0.45 | 0.00 | 0.00 | 0.00 |

Projected Cash Flow:

| Particulars / Years | 0 | 1 | 2 | 3 | 4 | 5 | 6 | 7 | 8 |
|---------------------|-------|------|------|------|------|------|------|------|------|
| Sources | | | | | | | | | |
| Share Capital | 4.10 | - | - | - | - | - | - | - | - |
| Term Loan | 12.29 | | | | | | | | |
| Profit After tax | | 3.34 | 3.02 | 2.23 | 2.36 | 2.52 | 2.69 | 2.70 | 2.67 |
| Depreciation | | 0.86 | 0.86 | 0.86 | 0.86 | 0.86 | 0.86 | 0.86 | 0.86 |

Wood Gasifier for Oil Fired Brass Melting (600 kg)

| | | | | | | | | | |
|----------------------|-------|------|------|------|------|------|------|-------|-------|
| Total Sources | 16.38 | 4.20 | 3.88 | 3.09 | 3.23 | 3.39 | 3.55 | 3.56 | 3.54 |
| Application | | | | | | | | | |
| Capital Expenditure | 16.38 | | | | | | | | |
| Repayment of Loan | - | 0.90 | 1.80 | 2.15 | 2.60 | 3.00 | 1.84 | - | - |
| Total Application | 16.38 | 0.90 | 1.80 | 2.15 | 2.60 | 3.00 | 1.84 | - | - |
| Net Surplus | - | 3.30 | 2.08 | 0.94 | 0.63 | 0.39 | 1.71 | 3.56 | 3.54 |
| Add: Opening Balance | - | - | 3.30 | 5.39 | 6.33 | 6.96 | 7.35 | 9.06 | 12.63 |
| Closing Balance | - | 3.30 | 5.39 | 6.33 | 6.96 | 7.35 | 9.06 | 12.63 | 16.16 |

Calculation of Internal Rate of Return

(` in lakhs)

| Particulars / year | 0 | 1 | 2 | 3 | 4 | 5 | 6 | 7 | 8 |
|-----------------------|---------|------|------|------|------|------|------|------|------|
| Profit after Tax | | 3.34 | 3.02 | 2.23 | 2.36 | 2.52 | 2.69 | 2.70 | 2.67 |
| Depreciation | | 0.86 | 0.86 | 0.86 | 0.86 | 0.86 | 0.86 | 0.86 | 0.86 |
| Interest on Term Loan | | 1.42 | 1.06 | 0.87 | 0.63 | 0.35 | 0.06 | - | - |
| Cash outflow | (16.38) | - | - | - | - | - | - | - | - |
| Net Cash flow | (16.38) | 5.62 | 4.94 | 3.96 | 3.86 | 3.74 | 3.61 | 3.56 | 3.54 |
| IRR | 20.95% | | | | | | | | |
| NPV | 6.27 | | | | | | | | |

Break Even Point

| Particulars / Years | 1 | 2 | 3 | 4 | 5 | 6 | 7 | 8 | |
|-------------------------------|--------|--------|--------|--------|--------|--------|--------|--------|--|
| Variable Expenses | | | | | | | | | |
| Oper. & Maintenance Exp (75%) | 0.49 | 0.52 | 0.54 | 0.57 | 0.60 | 0.63 | 0.66 | 0.69 | |
| Sub Total (G) | 0.49 | 0.52 | 0.54 | 0.57 | 0.60 | 0.63 | 0.66 | 0.69 | |
| Fixed Expenses | | | | | | | | | |
| Oper. & Maintenance Exp (25%) | 0.16 | 0.17 | 0.18 | 0.19 | 0.20 | 0.21 | 0.22 | 0.23 | |
| Interest on Term Loan | 1.42 | 1.06 | 0.87 | 0.63 | 0.35 | 0.06 | 0.00 | 0.00 | |
| Depreciation (H) | 0.86 | 0.86 | 0.86 | 0.86 | 0.86 | 0.86 | 0.86 | 0.86 | |
| Sub Total (I) | 2.45 | 2.09 | 1.91 | 1.69 | 1.41 | 1.13 | 1.08 | 1.10 | |
| Sales (J) | 6.28 | 6.28 | 6.28 | 6.28 | 6.28 | 6.28 | 6.28 | 6.28 | |
| Contribution (K) | 5.79 | 5.76 | 5.74 | 5.71 | 5.68 | 5.65 | 5.62 | 5.59 | |
| Break Even Point (L= G/I) | 42.29% | 36.33% | 33.35% | 29.53% | 24.84% | 20.06% | 19.30% | 19.61% | |
| Cash Break Even {(I)-(H)} | 27.34% | 21.32% | 18.28% | 14.39% | 9.62% | 4.75% | 3.91% | 4.13% | |
| Break Even Sales (J)*(L) | 2.66 | 2.28 | 2.09 | 1.85 | 1.56 | 1.26 | 1.21 | 1.23 | |

Return on Investment

| Particulars / Years | 1 | 2 | 3 | 4 | 5 | 6 | 7 | 8 | Total |
|-------------------------|------|-------|-------|-------|-------|-------|-------|-------|--------|
| Net Profit Before Taxes | 3.34 | 3.67 | 3.82 | 4.02 | 4.27 | 4.52 | 4.54 | 4.49 | 32.67 |
| Net Worth | 7.43 | 10.45 | 12.68 | 15.05 | 17.57 | 20.26 | 22.96 | 25.63 | 132.03 |
| | | | | | | | | | 24.74% |

Debt Service Coverage Ratio

| Particulars / Years | 1 | 2 | 3 | 4 | 5 | 6 | 7 | 8 | Total |
|----------------------------|-------------|-------------|-------------|-------------|-------------|-------------|-------------|-------------|--------------|
| Cash Inflow | | | | | | | | | |
| Profit after Tax | 3.34 | 3.02 | 2.23 | 2.36 | 2.52 | 2.69 | 2.70 | 2.67 | 16.16 |
| Depreciation | 0.86 | 0.86 | 0.86 | 0.86 | 0.86 | 0.86 | 0.86 | 0.86 | 5.19 |
| Interest on Term Loan | 1.42 | 1.06 | 0.87 | 0.63 | 0.35 | 0.06 | 0.00 | 0.00 | 4.38 |
| TOTAL (M) | 5.62 | 4.94 | 3.96 | 3.86 | 3.74 | 3.61 | 3.56 | 3.54 | 25.73 |

DEBT

| | | | | | | | | | |
|---------------------------|-------------|-------------|-------------|-------------|-------------|-------------|-------------|-------------|--------------|
| Interest on Term Loan | 1.42 | 1.06 | 0.87 | 0.63 | 0.35 | 0.06 | 0.00 | 0.00 | 4.38 |
| Repayment of Term Loan | 0.90 | 1.80 | 2.15 | 2.60 | 3.00 | 1.84 | 0.00 | 0.00 | 12.29 |
| Total (N) | 2.32 | 2.86 | 3.02 | 3.23 | 3.35 | 1.90 | 0.00 | 0.00 | 16.67 |
| Average DSCR (M/N) | 1.54 | | | | | | | | |

Annexure 6: Details of procurement and implementation plan with schedule/timelines

Project Implementation Schedule – Wood gasifier

| S. No. | Activities | Weeks | | | | | | | |
|--------|--|-------|---|---|---|-----|-----|------|-------|
| | | 1 | 2 | 3 | 4 | 5/6 | 7/8 | 9/10 | 11/12 |
| 1 | Release of work orders | | | | | | | | |
| 2 | Fabrication work | | | | | | | | |
| 3 | Gas lines, platform construction and civil works | | | | | | | | |
| 4 | Delivery, Commissioning and Trial Runs | | | | | | | | |

Process Breakdown

| S. No. | Activities | Weeks | | | | | | | |
|--------|---------------------------------------|-------|---|---|---|-----|-----|------|-------|
| | | 1 | 2 | 3 | 4 | 5/6 | 7/8 | 9/10 | 11/12 |
| 1 | Civil works | | | | | | | | |
| 2 | Gas lines, plat form construction and | | | | | | | | |
| 3 | Electrical cabling | | | | | | | | |
| 4 | Commissioning and Trial Runs | | | | | | | | |

Annexure 7: Details of technology/equipment and service providers with contact nos.

| Equipment details | Source of technology | Service/technology providers |
|-------------------|----------------------|---|
| Wood Gasifier | India | INFINITE ENERGY PVT LTD First floor, baba house.149-A, kilokri, Opp. Maharani Bagh, New Delhi -110014 Email id: infiniteenergy@vsnl.net infenergy@gmail.com Contact person/number: a) Naval Kishore Aggarwal/09212084933 b) Manoj / 92124654117 c) land line : 65191937, 65273819 |

Annexure 8: Quotations or techno-commercial bids for new technology/equipment



Infinite Energy Pvt. Ltd.

First Floor, Baba House, 149 -A, Kilokri, Opp. Maharani Bagh, New Delhi - 110 014
Ph : 65191937, 65273819 Fax : 011 26903696 Email : infiniteenergy@vsnl.net

Infinite\mktg\10-11\

9th July, 2010

To
Mr. Venu Gopal
M/s Zenith energy services pvt ltd

09652000590

Ref: Your mail

Sub : Offer for Biomass gasifier plant- reg

Sir,

We are pleased to submit our offer for INFINITE –RG – 300 (600 KW_{th}) biomass gasifier system for your Aluminium melting furnace.

INFINITE –RG – 300 (600 KW_{th}) has a thermal rating of 600 KW_{th} (5,15,000 kcal/hr). The system can generate sufficient producer gas to fire one burner in your melting furnace. The system shall be provided with one manual type burner of 600 KW_{th} capacity .The maximum diesel replacement would be limited to 50ph. The wood consumption (**dry wood with 15% moisture**) would be 200 kg/h max.

The actual wood consumption (wood with 20-22% moisture), would be 4 times the fuel oil requirement, viz., if the actual oil consumption is 35 lph, the wood consumption would not exceed 140 kg/h.

Our gasifiers have several unique features which make it ideal for any industry, viz.

- Very small foot print of 800 sq.ft. for a 600 KW_{th} (50 lph oil equivalent) system.
- Total dry processing and consequently no water pollution and related pollution control requirements.
- Quick start capability of the system can be started in 12 minutes.
- Short delivery schedule of less than 8 weeks.
- Installation & commissioning within 4 days and minimum disruption in plant operation.

You would be eligible for availing capital subsidy provided by Ministry of New & Renewable Energy Sources, Government of India of Rs 4,00,000 /- on installation of Model INFINITE –RG – 300 (600 KW_{th}) the system offered.

If you require any further information / clarifications, please feel free to contact us. For any further Information you can also visit our website www.infiniteenergyindia.com

Very Truly yours

Naval Kishore Agarwal
(Mobile no. 09212084933)



Infinite Energy Pvt. Ltd.

First Floor, Baba House, 149 -A, Kalkri, Opp. Maharani Bagh, New Delhi - 110 014
Ph : 65191937, 65273819 Fax : 011 26903696 Email : infiniteenergy@vsnl.net

Infinite\mktg\10-11\

9th July, 2010

To
Mr. Venu Gopal
M/s Zenith energy services pvt ltd

09652000590

Sub : Offer for Biomass Gasification Plant – reg

Quotation

| S No | Item | Qty | Unit Price | Price in Rupees |
|------|--|-----|---|-----------------|
| 1 | INFINITE Vergassen 3G Series gasifier Model INFINITE - RG – 300 (600 KW _{th}) As per offer enclosed Including Filter | 1 | 11,50,000 | 11,50,000 |
| 2 | Gas burner (INFINITE Vortex -85 – 115KW _{th}) with valve modulating type | 1 | 1,12,500 | 1,12,500 |
| 3 | Erection & Commissioning | | 60,000 | 60,000 |
| 4 | Sub Total | | | 13,22,500/- |
| 4 | VAT @ 2 % against c- form | | | 26,450/- |
| | Total | | | 13,48,950/- |
| | | | Rupees Thirteen Lakhs Fourty Eight thousand nine hundred & fifty only | |
| | Gas piping with insulation (as per actual layout) | | As per Actual Layout Rs 1750/ ft length | |
| | Wood Dryer (optional) extra | 1 | | 90,000/- |

Terms and Conditions : As per offer enclosed

For Infinite Energy (P) Ltd

(Director)



Bureau of Energy Efficiency (BEE)

(Ministry of Power, Government of India)

4th Floor, Sewa Bhawan, R. K. Puram, New Delhi – 110066

Ph.: +91 – 11 – 26179699 (5 Lines), Fax: +91 – 11 – 26178352

Websites: www.bee-india.nic.in, www.energymanagertraining.com



Zenith Energy Services Pvt. Ltd

10-5-6/B, My Home Plaza, Masab

Tank HYDERABAD, AP 500 028

Phone: 040 23376630, 31,

Fax No.040 23322517

Website: www.zenithenergy.com



India SME Technology Services Ltd

DFC Building, Plot No.37-38,

D-Block, Pankha Road,

Institutional Area, Janakpuri, New Delhi-110058

Tel: +91-11-28525534, Fax: +91-11-28525535

Website: www.techsmall.com